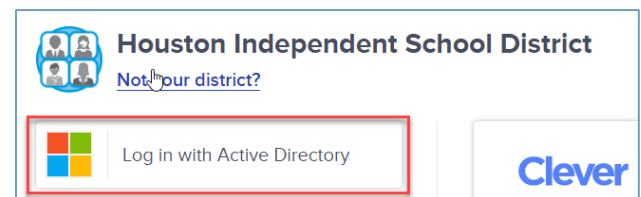
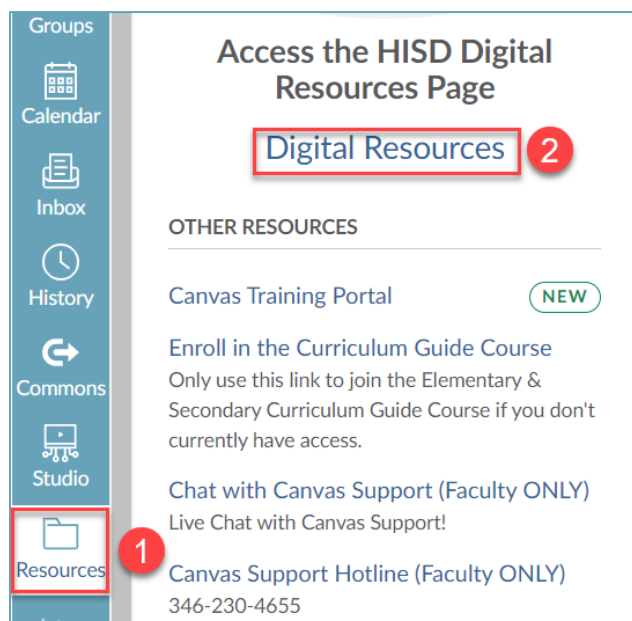


How to Access HMH Textbooks & Add Product to Classes


The icons on the table on page 2 are in Canvas Digital Resources (Clever) under the **Digital Learning** category. Once logged in to Canvas Digital Resources, click on respective icons to access the textbooks.

IMPORTANT: Teachers **must assign products** to their classes. Please, click on the name of the textbook (right column) to access the instructions. For comprehensive guides click on the product name (left column) under the Platform column.




1. Log into Canvas, click on Resources, and then click on Digital Resources. A new window will open, click on Log in with Active Directory.



2. Select Digital Learning on the left hand side.



3. Click on the name of the textbook (right column) to access the instructions to add products to classes. For comprehensive guides click on the product name (left column) under the Platforms column.

Platforms	Textbooks
Holt McDougal Online (HMH MyHRW) 	Avancemos Environmental Systems Go Math Grades 6-8 Modern Chemistry
HMH Ed Learning Platform 	Arriba la Lectura K-5 English 3D (coming soon) Into Reading K-5 Into Reading Grade 6 Writable
Think Central 	Go Math K-5 Science Fusion K-5